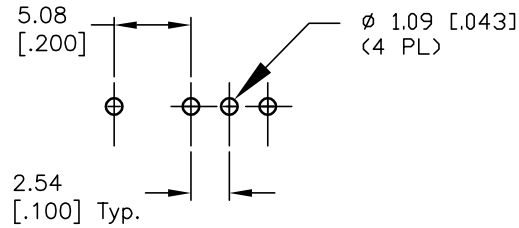
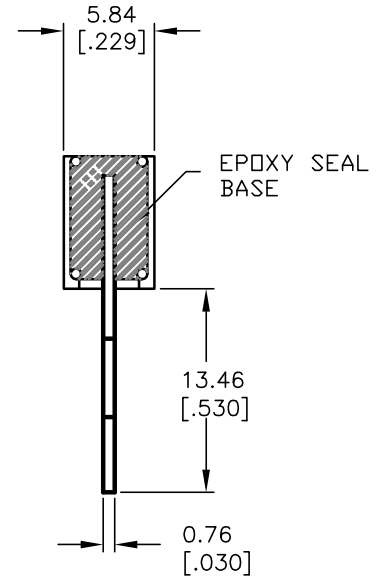
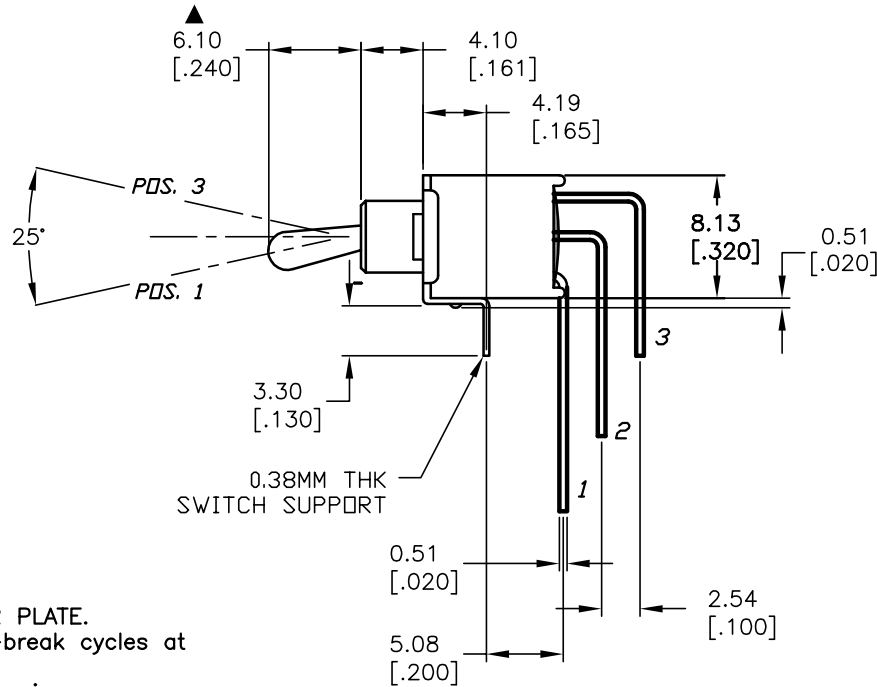
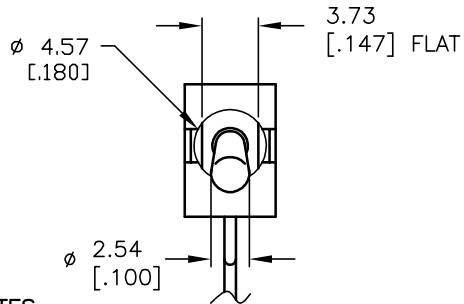


CIRCUIT: SPDT
CONTACT CONFIGURATION

SWITCH FUNCTION		
POS. 1	POS. 2	POS. 3
ON	NONE	ON
2-3	OPEN	2-1



RECOMMENDED P.C.B. LAYOUT



NOTES:

- ALL DIMENSIONS IN MM [INCH]
- GENERAL TOLERANCE: X.X=±0.4
X.XX=±0.25
- TERM. NOS. FOR REF. ONLY
- RATING: 3A @120VAC or 28VDC;
1A @250VAC
- ▲ 5. FIXED TERM. & MOVING CONTACT:
COPPER ALLOY W/SILVER PLATE.
- ELECTRICAL LIFE: 50,000 make-and-break cycles at full load.
- INSULATION RESISTANCE: 1000M ohm min.
- DIELECTRIC STRENGTH: 1000V RMS min. @sea level.
- OPERATING TEMP.: -30°C to 85°C
- ▲ DENOTES CRITICAL PARAMETER.

E-SWITCH®

B	14114	UPDATED DRAWING STANDARDS	6/23/04	AR
A		RELEASED FOR PRODUCTION		
REV.	ECN No.	DESCRIPTION	DATE	CHKD

TITLE				
200AWMSP1T2A1M7QE				
SCALE	DATE	DR	DWG	REV
2:1	5/5/97	MM	T201103	B

THE INFORMATION CONTAINED IN THIS DOCUMENT IS PROPRIETARY TO E-SWITCH AND IS NOT TO BE COPIED OR TRANSFERRED